

Welcome to Compass

A guide for parents and families

What does Compass do for me?

Using Compass allows you to access up-to-date and meaningful information about our school and your child's progress. Compass includes many different features, including the ability to:

- Monitor your child's attendance, and enter an explanation for absence or lateness
- Communicate with your child's teachers, and update your family contact details
- View your child's timetable and the school calendar
- Monitor your child's homework and assessment tasks
- Download and view your child's progress and semester reports
- Book parent-teacher conferences
- Pay and provide consent for events and school fees

Our school will advise parents when each of these features becomes available for parent use.

Accessing Compass

Compass is a web-based system that is accessible on any modern web browser (Internet Explorer, Firefox, Chrome, Safari) or by using the Compass iOS or Android apps. Search for 'Compass School Manager' in the store.

Every family receives a separate login to Compass which will be provided to you by our school. To access the parent portal, go to our school website and click the Compass link on the homepage.

Alternatively, if you are having trouble finding the Compass link you can go to <http://schools.compass.edu.au> where you can search for and find our school's direct URL.



Logging in to Compass

To log in you will require your unique family username and password. These details will be provided to you by our school.

Upon first login, you will be required to change your password and confirm your email address and mobile phone number. These details may be used by our school for SMS, password recovery and email communication throughout the year.

If you have lost your details or forgotten your password, you can recover your details by clicking the 'Can't access your account?' link on the front page.

Please note: This booklet provides an overview of key features within Compass, our school may not have yet enabled all of these modules at this time.

The Compass home screen

The home screen provides you with relevant alerts and news, as well as quick access to your child's profile.

School Calendar

View details of upcoming events, your child's timetable and other relevant school-wide activities.

Your children

Provides you with a quick summary of available options and highlights a summary of upcoming and overdue tasks.

To access more information click on the relevant quick link or select Profile to access detailed information about your child.

Mr Sirius BLACK

Welcome to the Hogwarts P-12 Portal

Use the links listed for each of your children to explore the portal. Please keep your mobile phone number and email address up to date (Tools > Update My Details). The school will use this to contact you regarding attendance, events, news and more.

Harry POTTER

- Profile (Attendance, Schedule, Reports)
- Send email to Harry's teachers
- + Add Attendance Note/Approval (Approved Absence/Late)
- View Academic Reports
- Book Parent Teacher Interviews
- 1 overdue learning task
- 1 learning task due in the next week

My News

Course Confirmation/School Payments
Course confirmation and/or school payments available for completion. [Click here to proceed](#)

Event Consent/Payment Required
There are 2 event(s) awaiting your consent and/or payment. [Click here for more information](#)

Attendance: Attendance Note/Approval Required
Harry was recorded as 'not present' or 'late' without explanation. [Click here for more information](#)

Winners:
Congratulations to our Quidditch Team winning the World Cup! 4 days ago by Severus SNAPE

News
Recent school news items and information relevant to you. This may include newsletters, details of upcoming events and much more.

Main Menu

Allows you to access other Compass and school resources. The tools icon allows you to update your contact details and change your password.

Alerts

Custom notifications for items that require your action or attention. These may include excursion notifications, ordering options for school photos, absence notifications, surveys, student report availability and more.

News

Recent school news items and information relevant to you. This may include newsletters, details of upcoming events and much more.

Student Profile

Everything for your child, in one place.

The student profile can be accessed by clicking on your child's name from the home screen.

The student profile dashboard provides you with an overview of today's classes and activities, the ability to email your child's teachers, and a summary of teacher observations (Student Chronicle).

For more detailed information, including assessment tasks, attendance, surveys and academic reports, navigate through the tabs along the top of the profile.

The screenshot displays the 'Student Profile' dashboard for Harry Potter, 12A, Year 12. The top navigation bar includes icons for home, dashboard, schedule, learning tasks, attendance, reports, analytics, assets, and insights, along with the user name 'Mr. Sirius BLACK'. The main content area is divided into several sections:


- Student Profile Summary:** Shows 'Student: Harry POTTER', 'Details: Male - 17 years, 4 months (01/01/1999)', 'Groups: GRYFFINDOR, 12A, Year 12', and 'Student IDs: SM0036, POT0001'. It includes a profile picture and an 'Add' button.
- Schedule:** A calendar view for 'Monday, 16 May 2016' showing class periods: 8am, 9am (HSQ: 1 - H133B - 20 - LMA), 10am (HSQ: 2 - H133B - 20 - LMA), 11am (T112: 3 - 3TYAA - 28 - COL), and 12pm (T212: 4 - PV033A - 18 - DUN).
- Student Chronicle:** A section titled 'Student Chronicle' with a 'Date Filter: This Year' dropdown. It displays a list of events: 'Confiscation' (Recorded by JDJF Admin - JDJF, Item Type: Mobile Phone, Recorded May 12 at 11:26am), 'Lunch-Time Out - please refer to email' (Recorded by JDJF Admin - JDJF, Recorded May 12 at 11:38am), 'Lunch Time Out Overview: Well behaved' (Attitude/Behaviour, Recorded May 12 at 11:38am), and 'Student Leadership Role' (Recorded by JDJF Admin - JDJF, Recorded May 6 at 09:18am, Occurred May 6 at 09:17am, Role: School Vice Captain, Programs: Pen Expires: Feb 13 at 11:59am).

Attendance: Summary

Using Compass you can view up-to-the-second attendance information for your child. To view your child's attendance, click on the Student Profile link on the home page and click the Attendance tab.

Approvals
This sub-tab provides a comprehensive list of attendance explanations for your child. From this tab you can also add absence notices (both past and future).

Unexplained
This sub-tab provides a list of all unexplained absences from class. From this tab you can click to approve specific absences.



Daily Snapshot
Provides a quick snapshot of today's classes and your child's attendance marking.

Attendance Summary
Includes a summary of attendance in each class. For full details about a specific absence, click the appropriate number in the grid. For an explanation of a heading item, hover your mouse over the heading of interest.


When students are marked 'Not Present' in class this can sit in one of three different categories. These include:

- NP Schl** - Not present in class and is explained by a school related activity.
- NP Parnt** - Not present in class and is explained by a parent approval.
- NP Unap** - Not present in class with no explanation entered.

Attendance: Entering a Parent Approval

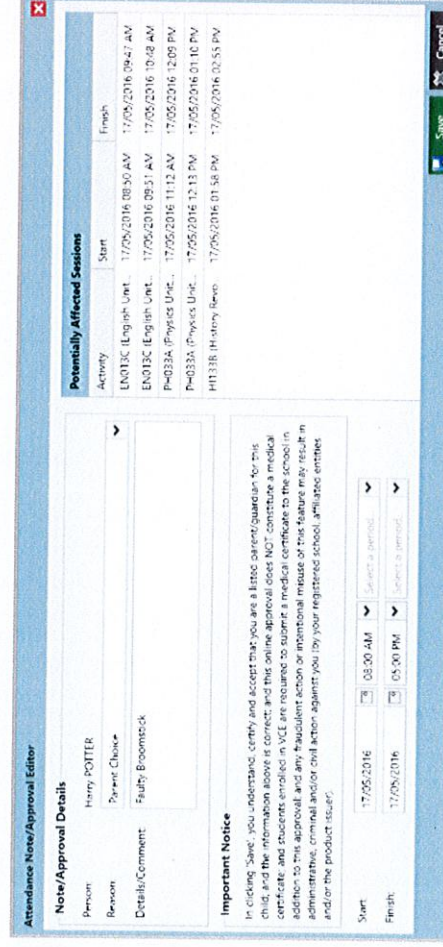
1

From the Compass home screen (or from your student's profile), click the 'Add Parent Approval' item.



2

- From the pop-up window,
- Select the reason,
- Enter a brief description of the absence,
- Select the start and finish time,
- Click the 'Save' button.



Note:

Where possible, parent approvals should be entered prior to the absence occurring.

Viewing Academic Reports

1

From the home screen, click on the 'View Academic Reports' item or navigate to the student profile and click the 'Reports' tab.



2

A list of Academic Reports will be displayed. Click the Report title to download the PDF on to any device.



Privacy and Security

When you use Compass you will notice a padlock appears in your browser. This is because Compass uses a technology called SSL (Secure Sockets Layer). This means that your Compass session is encrypted and secure. Further, Compass adheres to PCI DSS compliance obligations to ensure any credit card details are managed safely, consistent with industry credit card regulations

Please note: Any payments made online using Compass will appear on your credit card statement as COMPASSPAY.COM

We are committed to the privacy of your information. Full information on the Compass Privacy Policy can be found at <http://www.compass.edu.au/corporate/privacy>

